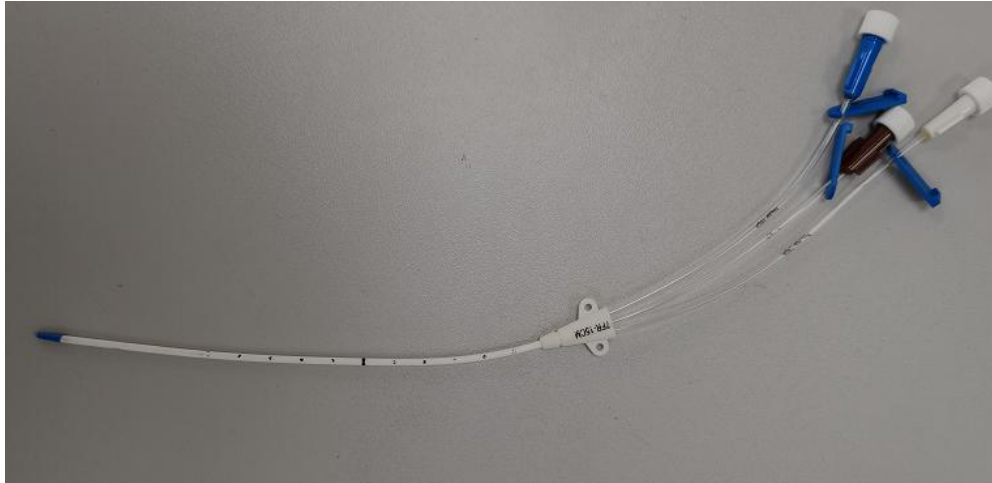


Central Venous Catheters production procedure



Preparations of Raw Materials.



for Connector parts



for tubing

Note: Material for the connector plastic parts and Tubing will depend on your actual requires.

1.Tubing Extrusion



Raw Materials



① Extrusion Line Machine



1.Material type and the details table
2.Tube size details(Drawing)



2. Tube Cutting

② Tube Cutting Machine



Cut to the require length

3. Injection Molding.




③AM701-15T Plastic Injection Molding Machine




Injection the connector plastic parts

4. Tip forming



④ Tip Welding Machine




Welding two tubes and make Tapered Tips

5. tapered eyes Punching



⑤ Eye Punching Machine



Punching tapered eye

DONGGUAN AITUO AUTOMATION DEVICE CO.,LTD


email: sales8@automachines.cn Tel/Whatsapp: +86 136 99829620

website: http://www.buyautomachine.com

6. Printing



⑥Printing Machine



Printing the Size and other information as requirements